SUMEET
INDUSTRIES LIMITED
POWERED BY EAGLE GROUP
A LEGACY OF TRUST, A FUTURE OF INNOVATION

Sumeet Industries Limited



Q2 FY27

Investor Presentation

Key Growth & Value Drivers

Future Growth and Value Creation

- Clear growth visibility with 11,000 TPA expansion & indicating potential revenue of around 1,300 Cr in FY27.
- Shift towards value-added yarns to structurally improve profitability
- Technology-led scalability with continuous capex and automation upgrades
- The Nakoda acquisition is expected to be installed/operational by Q2 FY28.
- Export-ready platform offering incremental growth optionality

Current Competitive Edge

- Structural cost advantage driven by location, efficiency, and low wastage
- High operating efficiency (98–100%) supports consistent margins across cycles.
- Strong customer stickiness enabled by fast delivery and small-lot flexibility
- Ability to cater to small and customized orders positions the company well for changing customer demand patterns.
- Renewable energy footprint comprising 11 MW owned solar capacity, 6.5 MW additional solar and 4.2 MW wind capacity, with a further 12 MW solar plant expected to be commissioned by December 2026.

Foundational Strengths

- Integrated, end-to-end manufacturing ensures control over cost, quality, and delivery.
- Experienced ownership under Eagle Group strengthens execution and governance
- Diversified product portfolio across multiple yarn categories reduces dependence on any single segment.



About Sumeet Industries Limited

Sumeet Industries Limited, established in 1988, is an integrated polyester manufacturer with a diversified product portfolio comprising PET Chips, POY, FDY and Texturised Polyester Yarn, serving the apparel, home textile and industrial segments.

The Company operates an integrated manufacturing facility in Surat, Gujarat, with an installed capacity of over 1 lakh tonnes per annum. Located within one of India's prominent synthetic textile clusters, the facility benefits from proximity to customers, an established textile ecosystem, efficient logistics and faster order fulfilment.

The manufacturing facility is equipped with machinery from Barmag (Germany) and Beijing Chonglee (China), along with TMT (Japan) base winders, supporting its polyester yarn manufacturing operations.

Sumeet's integrated manufacturing model enables greater control across the production chain, supporting consistency in product quality, cost efficiency and delivery timelines. Its flexible production capabilities allow the Company to cater to diverse customer requirements, varying specifications and order volumes.

Operational efficiency is further supported by waste and rejection control, in-house recycling, process optimisation and continuous productivity improvement, helping strengthen cost competitiveness and provide greater stability to operating margins.

In July 2024, Sumeet Industries was acquired by the Eagle Group through an NCLT-approved resolution plan. With over four decades of experience in the textile industry, the Eagle Group brings a renewed focus on operational discipline, capacity utilisation, cost optimisation and sustainable business growth.





A Legacy Built Over Three Decades

SUMEET INDUSTRIES LIMITED
POWERED BY EAGLE GROUP
A LEGACY OF TRUST, A FUTURE OF INNOVATION

1988
Incorporated as **Sumeet Synthetics Private Limited.**

1992
Converted into a public limited company and launched its maiden public issue and listed its shares on **BSE and Baroda Stock Exchange.**

1993
Commissioned a **1,500 TPA polypropylene multifilament yarn (PPMFY) plant.**

1996
Renamed as **Sumeet Industries Limited.**

1997
Expanded PPMFY manufacturing capacity to 3,900 TPA.

2004
Established a **12,000 TPA POY plant** and commissioned a **2.5 MW captive coal-based power plant**

2005
Installed **60 waterjet looms** for woven fabric manufacturing.

2006
Added menthol distillation and crystallisation facilities.

2008
Completed fully subscribed rights issue.

2009
Commissioned 100,000 TPA continuous polymerisation plant and 6 MW gas-based power plant.

2010
Added 23,500 TPA POY and 21,000 TPA FDY capacity; listed on NSE

2012
Increased spinning capacity from 53,000 TPA to 100,000 TPAand expanded captive power capacity.

2013
Commissioned waste recycling plant; upgraded FDY manufacturing capacity

2014
Installed **four new texturising machines** to strengthen yarn manufacturing capabilities.

2015
Modified FDY line for bright and colour yarns and installed 25 TFO machines.

2024
Management takeover by Eagle Group following the NCLT-approved resolution plan

2025
Solar Plant Commissioned & Old Air Compressor Replaced with a New One to Improve Machinery Efficiency

2026
Expanding FDY capacity by 40 TPD for value-added yarn production; successfully completed the **₹199.75 Cr Rights Issue.**

Management Overview



Mr. Radheshyam B. Jaju
Executive Director, Chairperson

- Over 40 years of experience in the textile industry
- Founder and key driver of Eagle Group's growth Deep expertise across nylon, spinning, texturising and weaving
- Leads group-level marketing, raw material sourcing and business relationships



Mr. Pratik R. Jaju
Executive Director

- MBA with over 15 years of operating experience
- Actively involved in day-to-day operations of group companies
- Focus on production, operations and marketing across group firms.



Mr. Rohan Dipakbhai Modh
Executive Director

- Master in Finance from Stevens Business School, USA
- Experience with Corbridge Financial and Raven Black Capital, USA
- Background in investment banking and project finance
- Provides financial and strategic advisory support

Eagle Group | Overview

01

A family-led textile group with nearly 40 years of experience in manufacturing and trading across the textile and apparel value chain.

02

Engaged in producing polyester draw texturised yarn, polyester and nylon FDY, sizing beams, and a range of polyester fabrics.

03

Active across multiple segments including yarn texturising, air texturising, sizing, weaving of fancy fabrics, embroidery jobwork, textile machinery sales, shirtings, yarn importing and trading, garment accessories, spinning of polyester and nylon filament yarn, and power generation.

04

Guided by a dynamic and experienced leadership team with multi-generational involvement in management.

05

Known for delivering quality products at competitive prices with strong customer orientation.

06

Focused on innovation, operational efficiency and sustainable practices across its businesses.

Sumeet's Product Portfolio

SUMEET INDUSTRIES LIMITED
POWERED BY EAGLE GROUP
A LEGACY OF TRUST. A FUTURE OF INNOVATION

01 PET Chips



High-quality polyester chips engineered for POY, FDY and texturised yarn production, delivering consistent melt quality and reliable processing performance.

Applications:
Polyester filament yarn
Textile-grade fibres
Packaging applications
Industrial polyester applications

02 POY



High-quality, uniform yarn designed for high-speed texturising and draw twisting, available in semi-dull, bright and dope-dyed variants. Offers smooth runnability, consistent bobbin weight and reliable performance

Applications: Texturising, Draw twisting, Weaving and knitting (after processing)

03 FDY



Premium-quality yarn manufactured through controlled spinning, available in semi-dull, bright and superbright dope-dyed variants. Delivers low breakage, consistent package quality and smooth processing performance.

Applications: Warping, Knitting, Sizing, Weaving

04 DTY



Drawn Texturised Yarn (DTY) manufactured through controlled texturising, offering enhanced bulk, stretch and softness with consistent yarn quality. Delivers uniform texture, good dye uptake and smooth processing performance.

Applications: Knitting , Weaving, Apparel, Home Textiles

State-of-the-Art Manufacturing Facility

199.75 Cr Rights Issue- Capital Successfully Raised to Accelerate Growth, Strengthen the Balance Sheet and Enhance Operational Efficiency

Location
Surat, Gujarat

Total Production Capacity
1,00,000 TPA

Current Utilization
98-100%

Existing Production Capacity (TPA)

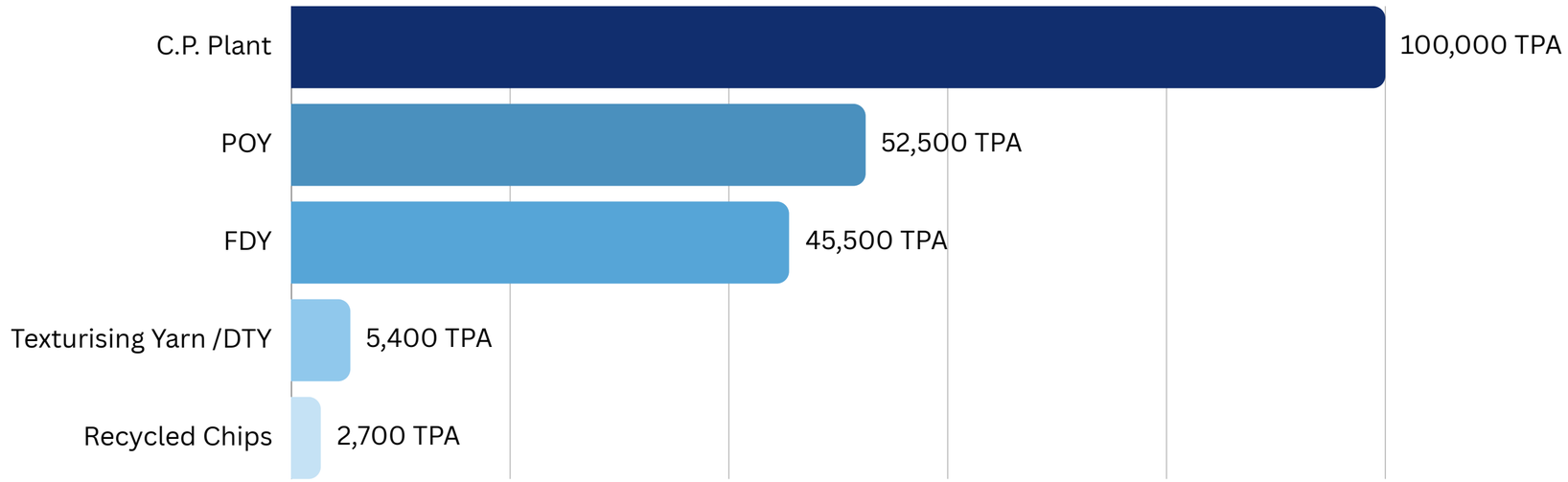



Manufacturing Capabilities & Infrastructure

SUMEET INDUSTRIES LIMITED
POWERED BY EAGLE GROUP
A LEGACY OF TRUST. A FUTURE OF INNOVATION

Location and Customer Proximity

- Integrated plant at Karanj, Surat, close to a dense cluster of knitters and weavers
- Located near both raw material suppliers and end users
- Enables same-day or within-hours delivery, with customers procuring on a daily basis and holding low inventory
- Lower freight cost compared to industry peers

Flexible and Cost-Efficient Operations

- Integrated melt-to-DTY manufacturing, with a company-wide cost optimisation drive
- Smaller production lines enable quick product changeovers and small lot sizes
- Direct engagement with the end-user industry enables real-time quality feedback

Technology and Infrastructure Strength

- Machinery from Barmag (Germany) and Beijing Chonglee (China), with TMT (Japan) base winders
- Centrifugal air compressors replaced legacy systems, saving ~₹5 Cr p.a. in power cost
- 40 TPD FDY capacity addition (~₹40 Cr), increasing capacity from 120 to 160 TPD
- Capacity (TPA): CP 1,00,800 | POY 52,500 | FDY 45,500 | Texturised 5,400 | Recycled Chips 2700

Scalability and Future Readiness

- Acquired Nakoda's Phase-III chips plant (~400 TPD) through wholly owned subsidiary Sumeet Speciality Chips Limited
- Captive renewable power: 11 MW solar-based and 4.2 MW wind based, both under 25 years agreements
- A further 12 MW captive solar plant (~₹50 Cr) is under installation
- Shift towards value-added yarns (fine denier, cationic, dope dyed, micro filament)

Effluent Treatment & Waste Management Initiatives

SUMEET INDUSTRIES LIMITED
POWERED BY EAGLE GROUP
A LEGACY OF TRUST. A FUTURE OF INNOVATION

Water Management & Environmental Compliance



State-of-the-art ETP facility (100 m^3 capacity) treating polluted water from the plant

Zero Liquid Discharge (ZLD), with no wastewater released outside the plant

100% of treated water reused within operations, including cooling towers

Robust systems for hazardous waste management and water conservation

Compliance aligned with pollution control norms and sustainability standards

Waste Recovery & Operational Efficiency



Solid waste such as polymers sold to authorized parties for re-use

Fibre waste reused as captive material through the company's in-house waste recycling plant

Hazardous waste handled only through registered recyclers, authorized by the concerned Pollution Control Boards

98-100% spinning efficiency, among the best in the industry

Low wastage of 0.5%-1.5%, varying by product mix

Minimal downtime, largely limited to rare external power disruption

Sustainability Impact

Reduced freshwater consumption

Closed-loop water reuse through ETP-treated water

Lower environmental footprint

Efficient waste recovery and recycling, with polymer and fibre waste re-used

Strengthened ESG compliance

Authorized, regulated disposal and long-term operational sustainability

₹199.75 Cr Rights Issue Completed to Support Future Growth

199.75 Cr Rights Issue- Capital Successfully Raised to Accelerate Growth, Strengthen the Balance Sheet and Enhance Operational Efficiency

Total Issue Size
₹199.75 Cr

Net Proceeds
₹194.90 Cr

Rights Issue Price
₹11.86 / Share

Utilisation of Net Proceeds ₹194.90 Cr

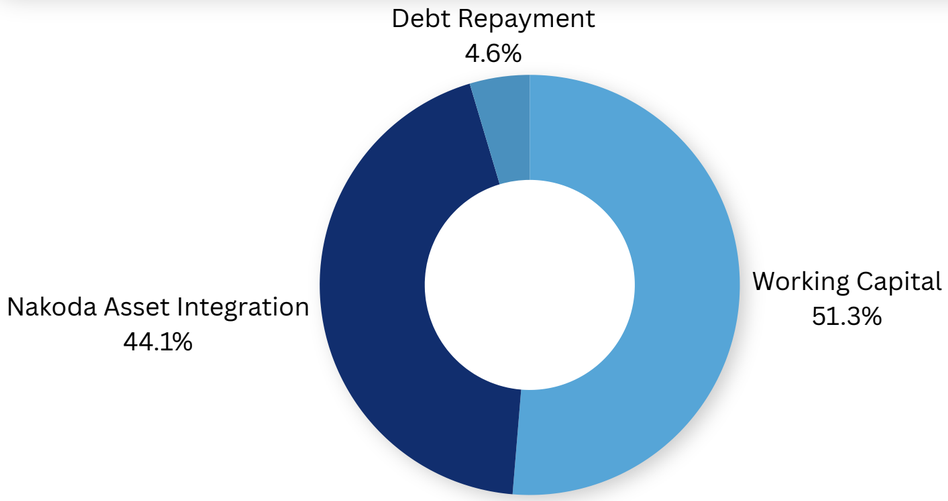

Working Capital	100 Cr
Nakoda Asset Integration	85.90 Cr
Debt Repayment	9.00Cr

Nakada Plant will be operational from September 2027.

Strategic Impact of Rights Issue Proceeds

SUMEET INDUSTRIES LIMITED
POWERED BY EAGLE GROUP
A LEGACY OF TRUST. A FUTURE OF INNOVATION

Supporting Capacity Scale-Up

- Strengthening working capital to support increased production and expanding operations
- Enables procurement of critical raw materials at competitive prices
- Supports FDY ramp-up and value-added polyester product portfolio
- Ensures uninterrupted operations and execution of larger order volumes

Impact: Better capacity utilisation, smoother production planning and improved operating leverage

Nakoda Asset Integration

- Capital Support for Operationalising Acquired Nakoda Assets
- Facilitates the integration and gradual scaling up of the acquired manufacturing facilities.
- Enhances backward integration while broadening the product portfolio.
- Enhances manufacturing scale, positioning the company for sustained growth and improved margins.

Impact: Expanded manufacturing capabilities and improved strategic positioning within the polyester value chain.

Financial Strengthening

- Partial repayment and prepayment of borrowings
- Reduces debt servicing obligations and strengthens capital structure
- Enhances financial flexibility to support future business expansion
- Enables higher internal cash generation to be deployed towards growth initiatives
- Interest income exceeds interest expenses, supporting net financial income and cash flow.

Impact: Stronger balance sheet, improved liquidity profile and enhanced financial flexibility.

Captive solar power plant

- 11 MW owned solar capacity, 6.5 MW solar and 4.2 MW wind under PPAs, with an additional 12 MW solar plant by December 2026, expected to generate annual savings of ₹23–25 crore from FY2027–28 onwards.
- Strengthens energy security for manufacturing operations
- Reduces exposure to power cost volatility and external dependence
- Promotes sustainable manufacturing through renewable energy integration

Impact: Lower energy intensity, improved cost structure and enhanced operational resilience.

Manufacturing Scale-up | Cost Optimisation | Integrated Value Chain | Balance Sheet Strengthening | Operational Efficiency

Strategic Acquisition to Strengthen Integrated Value Chain

SUMEET INDUSTRIES LIMITED
POWERED BY EAGLE GROUP
A LEGACY OF TRUST. A FUTURE OF INNOVATION

Working Capital
100Cr

Nakoda asset integration
85.90

Debt Repayment
9

Solar & Wind renewable energy
11MW AC, further 12MW DC, 4.2 MW wind

Acquisition Overview

- Company has acquired a CP Plant in liquidation from Nakoda Limited
- Strategically located in Surat, Gujarat
- The plant is expected to be installed and operational by Q2 FY28.
- Expected to reach optimal operating capacity within one week of commissioning.

Plant & Product Details



Product:
Bottle Grade PET Chips

Plant Capacity
140,000 TPA

Funding of Capital Expenditure

Earlier
49 Cr

▶

as of now
85.90Cr
(49+36.9)

Total Capital Outlay:
₹90.00 Cr -Invested 90 crore to acquire a 1,40,000 TPA CP plant with a view to manufacture and sell Bottle Grade Chips

Expected Additional Annual Turnover
₹1,200 Cr

Expected Additional EBITDA
₹70.00 Cr

EBITDA Margin on Incremental Turnover
~5-6%

Strategic Advantages

- Strengthens Backward Integration: Improves control over critical raw materials and enhances supply reliability.
- Proximity Advantage: Close proximity to existing operations supports lower logistics costs and faster turnaround.
- Supports Long-Term Growth: Adds scale, drives volume growth and strengthens supply chain integration
- Operational Efficiency: Leverage existing expertise and infrastructure for smooth ramp-up and stable operations.

Solar Power & Renewable Energy Strategy

Sumeet Industries is strengthening its renewable energy portfolio to achieve structural power cost savings, improve energy security and enhance long-term operating efficiency.

01

Existing Renewable Energy Portfolio:

11 MW owned captive solar capacity, supplemented by 6.5 MW solar and 4.2 MW wind capacity through long-term PPAs.

02

Capacity Expansion:

Additional 12 MW captive solar plant expected to be commissioned by December 2026.

03

Significant Cost Savings:

Expected annual power cost savings of ₹23–25 crore from FY2027–28 onwards, supporting improved operating margins.

04

Energy Security & Sustainability:

Reduced dependence on conventional grid power, greater cost predictability and a lower carbon footprint through renewable energy integration.

05

Renewable Energy Contribution:

Renewable energy expected to meet approximately 55% of total energy consumption following commissioning of the additional 12 MW solar plant.

A long-term renewable energy strategy focused on structural cost advantages, improved profitability and sustainable manufacturing.

Future Roadmap: Capacity Expansion & Product Mix Upgrade

SUMEET INDUSTRIES LIMITED
POWERED BY EAGLE GROUP
A LEGACY OF TRUST. A FUTURE OF INNOVATION

Product Mix Upgrade and Market Expansion

- Shift towards value-added yarns up to **50%** of total capacity
- Launch of Dope Dyed FDY Yarn – **6,500 TPA**
- Launch of Bright Yarn – **5,500 TPA**
- Increase yarn conversion capacity to **40–50%** of current levels
- Export-ready infrastructure in place with **in-house lab testing**, **automated packing line** and **dedicated export marketing** team
- Scale up completed of catonic yarn production from **2,000 TPA** to **20,000 TPA**

Capex, Capacity Expansion and Cost Optimization

- Expected incremental revenue of **~₹300 Cr** per annum
- **Phase-wise upgradation** of machinery to improve efficiency and quality
- Power cost optimisation through **~60%** renewable energy usage
- Capex **focused on efficiency, automation** and **long-term cost reduction**

Indian Textile & Yarn Industry Overview

SUMEET INDUSTRIES LIMITED
POWERED BY EAGLE GROUP
A LEGACY OF TRUST. A FUTURE OF INNOVATION

Industry Scale & Strategic Importance



- Textile and apparel sector contributes ~11% to India's manufacturing output
- Among the largest manufacturing employers in the country
- Yarn manufacturing forms the core input for fabrics and garments
- Strong domestic consumption base supported by exports
- Integrated value chain enhances resilience and scalability

Fibre Mix & Structural Trends



- Man-made fibres account for ~65% of India's total fibre consumption
- Polyester is the dominant fibre within the MMF segment
- Structural shift underway from cotton to synthetic fibres
- Polyester demand driven by cost efficiency and performance attributes
- Value-added and specialised yarns gaining share

Demand & Growth Drivers



- Rising income levels support discretionary textile consumption
- Apparel and home textiles remain the largest yarn-consuming segments
- Export opportunities supported by supply-chain diversification
- Increasing preference for blended and functional fabrics
- Growth in downstream garment and fabric manufacturing

Policy & Investment Environment



- Government policy focus on man-made fibres and scale creation
- Production Linked Incentive scheme supports MMF and textile manufacturing
- PM MITRA parks aimed at integrated, large-scale textile infrastructure
- Technology upgradation incentives improve efficiency and quality
- Continued private and institutional investment across the value chain

Source: Crisil, IBEF

Market Expansion & Demand Outlook – India



Market Size & Growth Visibility

- India’s textile and apparel industry size is estimated at ~USD 225 bn in 2025
- The industry has expanded at a ~8–10% CAGR over the last decade
- Industry and government roadmap targets ~USD 350 bn market size by 2030
- This implies incremental market creation of ~USD 120–130 bn over five years
- Growth is expected to be volume-led with stable pricing environment



Domestic Demand Structure

- Domestic consumption contributes ~70% of total textile demand
- Per capita textile consumption in India remains well below global averages
- Rising urbanisation and organised retail penetration support steady demand growth
- Apparel accounts for the largest share of yarn consumption, followed by home textiles
- Demand base is increasingly diversified across income segments



Export Contribution & Opportunity

- India’s textile and apparel exports are currently ~USD 36–38 bn
- MMF-based products account for ~20%+ of textile exports, with rising share
- Global sourcing diversification is creating incremental export opportunities
- Export growth is expected to complement domestic-led industry expansion
- Focus shifting from volume exports to higher value-added products

Gujarat & Surat Cluster With Policy Edge

SUMEET INDUSTRIES LIMITED
POWERED BY EAGLE GROUP
A LEGACY OF TRUST. A FUTURE OF INNOVATION

Regional Scale & Contribution

- Gujarat contributes ~35–40% of India's man-made fibre and yarn production
- Surat is India's largest centre for polyester yarn and synthetic fabric manufacturing
- Surat processes over 40 million metres of fabric per day
- The region supports a significant share of India's MMFbased textile supply
- West India remains the most concentrated geography for synthetic textiles

Cost & Operating Advantages

- Geographic concentration reduces logistics and inventory holding costs
- Proximity to ports enables efficient domestic and export movement
- Availability of skilled workforce specialised in synthetic textiles
- Scale-driven efficiencies support competitive operating economics
- Infrastructure readiness supports high-capacity utilisation

Manufacturing Ecosystem

- Presence across POY, FDY, texturised yarn, weaving and fabric processing
- Strong linkage between yarn manufacturing and downstream fabric units
- Mix of large integrated manufacturers and flexible MSME operators
- High density of processing and finishing facilities
- End-to-end manufacturing supports faster order execution

Management Perspective & Business Outlook

The management expects demand conditions to improve during the balance part of the financial year, supported by expectations of easing geopolitical tensions and normalisation of crude oil prices. With a more favourable market environment, the company anticipates stronger demand compared to the first two quarters.

On the raw material front, moderation in input prices may lead to a corresponding correction in selling prices, which could have an impact on overall revenue. However, the management expects margins to remain resilient and improve, supported by operational efficiencies and better cost management.

The commissioning of the company's new solar power plant is expected to contribute to electricity cost savings, with the benefits likely to be reflected in the last quarter of the financial year. This initiative is expected to support cost optimisation and improve operational efficiency.

Additionally, the upcoming wedding season is expected to provide an impetus to market demand, supporting sales momentum during the remaining part of the year. The company also sees encouraging opportunities in its newly introduced products, which have been successfully tested in the market. With growing market acceptance, these products are expected to contribute to incremental demand and support the company's growth outlook.

Key Financial Highlights

SUMEET INDUSTRIES LIMITED
POWERED BY EAGLE GROUP
A LEGACY OF TRUST. A FUTURE OF INNOVATION

REVENUE FROM OPERATIONS

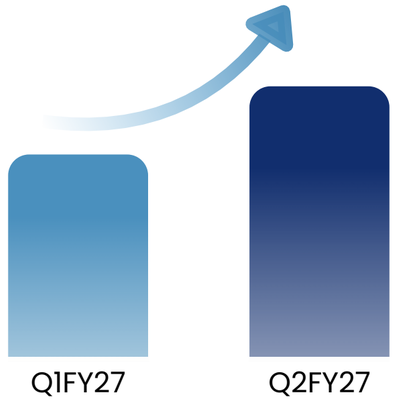

▲ 33.71%

EBITDA

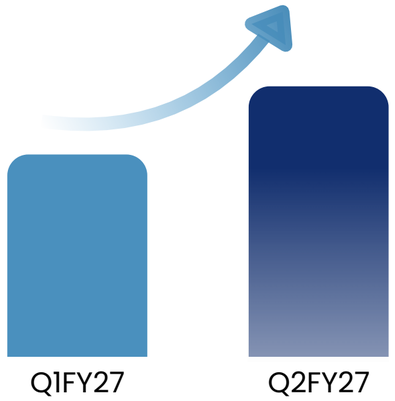

▲ 8.93%

PAT

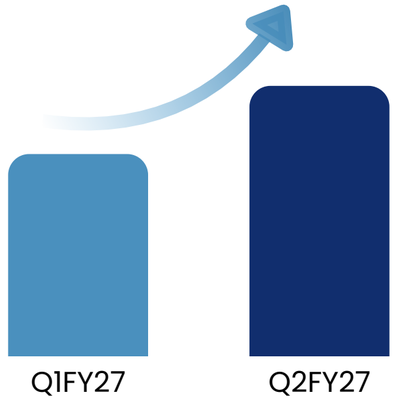

▲ 230.89%

PAT MARGIN (%)

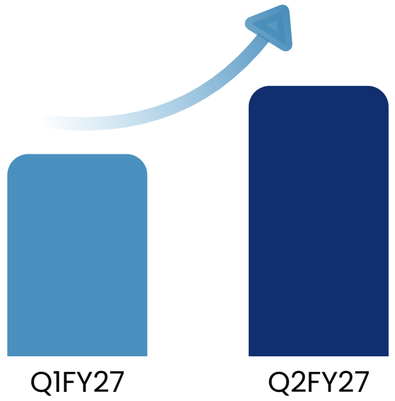

▲ 147.02%

Statement of Profit and Loss

(As per consolidated statement)

(All amount in ₹Lakhs)

Particulars	Q2FY27	Q1FY27	Q2FY26
Revenue	**36,417.64**	**27,235.89**	**26,929.88**
Other Income	294.40	38.44	170.31
Total Income	**36,712.04**	**27,274.33**	**27,100.19**
Raw Material Expenses	30,181.05	22,845.37	20,767.82
Employee Costs	809.66	732.77	756.32
Other Expenses	4,504.81	2,811.24	3,954.40
Total Expenditure	35,495.52	26,389.38	25,478.54
EBITDA	**922.12**	**846.51**	**1,451.34**
EBITDA Margin	**253.00%**	**310.00%**	**538.00%**
Finance Costs	220.38	302.35	215.55
Depreciation	491.96	429.95	420.33
PBT	**504.18**	**152.65**	**985.77**
Tax	126.89	38.42	0.00
PAT	**377.29**	**114.23**	**985.77**
PAT Margin	**1.04%**	**0.42%**	**147.02%**

Balance Sheet

(All amount in ₹Lakhs)

Equities & Liabilities	H1FY27	FY26
Equity		
Share Capital	14,063.62	13,326.51
Other Equity	27,705.54	7,862.27
Total Equity	**41,769.16**	**21,188.78**
Non- Current Liabilities		
Long Term Borrowings	10,175.19	8,561.96
Lease Liabilties	0.00	177.82
Other Non Current Liabilities	198.58	536.71
Deferred Tax Liabilties	1,816.25	1,816.25
Total Non- Current Liabilities	**12,190.02**	**11,092.74**
Current liabilties		
Short Term Borrowings	3,579.68	7,385.82
Trade Payable	22,824.84	14,518.15
Lease Liabilties	224.12	0.00
Other Current Liabilities	515.12	895.77
Total Current Liabilities	**27,143.76**	**22,799.74**
Total Equity & Liabilities	**81,102.94**	**55,081.26**

Assets	H1FY27	FY26
Non - Current Assets		
Fixed Assets	24,417.25	19,413.84
Other Non - Current Assets	75.83	0.00
Total Non - Current Assets	**24,493.08**	**19,413.84**
Current Assets		
Inventories	14,632.25	13,324.48
Trade Receivables	18,910.57	13,306.04
Cash & Bank Balance	16,107.87	3,865.07
Other Current Assets	6,959.17	6,959.17
Total Current Assets	**56,609.86**	**37,454.76**
Total Assets	**81,102.94**	**56,868.60**

(As per consolidated statement)

SWOT Analysis

SUMEET INDUSTRIES LIMITED
POWERED BY EAGLE GROUP
A LEGACY OF TRUST. A FUTURE OF INNOVATION

Strengths

- Experienced promoters with over 30 years of textile industry expertise Recently acquired by the Eagle Group, a diversified family-led textile group with end-to-end textile presence
- Strong execution capability with a proven track record of in-house capacity expansions
- Strategic location in Surat, India's primary polyester manufacturing hub
- Cost-efficient operations supported by scale, process optimisation and strong sourcing

Weakness

- Raw material and product pricing linked to global petrochemical cycles
- Mid-sized scale relative to large integrated players
- Exposure to foreign exchange and working capital volatility



Opportunities

- Rising polyester demand across apparel, home furnishings, automotive and technical textiles
- Diversified product mix across PET chips, POY, FDY
- Limited industry-wide capacity additions improving demand–supply dynamics
- Structural shift towards non-cotton fabrics supporting POY demand growth

Threats

- Increased competition due to Free Trade Agreements and lower import tariffs
- Intensifying global competition from larger, well-capitalised international players

Disclaimer

This presentation is created by Sumeet Industries Limited (the "Company") solely for informational purposes and does not constitute an offer, recommendation, or invitation to purchase or subscribe to any securities. It shall not be considered as the basis or relied upon in connection with any contract or binding commitment whatsoever. This presentation is compiled by the company based on information and data deemed reliable, but the company makes no explicit or implied representation or warranty whatsoever. No reliance should be placed on the truth, accuracy, completeness, fairness, and reasonableness of the contents of this presentation. It may not encompass all relevant information, and any liability regarding the contents or omissions of this presentation is explicitly disclaimed. Certain topics discussed in this presentation may involve statements concerning the Company's market opportunities and business prospects that are forward-looking. These forward-looking statements are not assurances of future performance and are subject to known and unknown risks, uncertainties, and assumptions that are challenging to predict. Such risks and uncertainties include, but are not restricted to, the performance of the Indian economy and global markets, industry performance, competition, successful strategy implementation, future growth, technological changes, and other factors. The Company assumes no obligation to update any forward-looking information contained in this presentation. Any third-party forward-looking statements and projections included in this presentation are not endorsed by the Company, and the Company is not accountable for such third-party statements and projections

THANK YOU

SUMEET INDUSTRIES LIMITED
POWERED BY EAGLE GROUP
A LEGACY OF TRUST. A FUTURE OF INNOVATION

504, Trividh Chamber, Opp. Fire Station,
Ring Road, Surat – 395 002.

0261 2328 902

www.sumeetindustries.com

recruitment@sumeetindustries.com

FINPORTAL

Abhishek Bhutra | Himanshu Jain

+91 80006 85556 , +91 9998781853

invrelation@finportalin.com

Request Meeting & Investor Kit