

Sumeet

INDUSTRIES LIMITED


CIN : L45200GJ1988PLC011049

REGD. OFF. : 504, TRIVIDH CHAMBER, 5TH FLOOR, OPP. FIRE BRIGADE STATION, RING ROAD, SURAT - 395 002, INDIA.

Phone : (91-261) 2328902 Fax : (91 261) 2334189

E-mail : info@sumeetindustries.com Visit us at : sumeetindustries.com

(Rs. in Lakhs)							
STATEMENT OF CONSOLIDATED UN-AUDITED FINANCIAL RESULTS FOR THE QUARTER ENDED 30/09/2017							
	PARTICULARS	QUARTER ENDED			HALF YEAR ENDED		YEAR ENDED
		30/09/17	30/06/17	30/09/16	30/09/17	30/09/16	31/03/17
		Un-Audited	Audited	Un-Audited	Un-Audited	Un-Audited	Audited
1	Revenue from operations	28835.35	30030.97	34771.80	58866.32	71685.42	140575.08
2	Other Income	243.50	282.17	234.68	525.67	392.40	966.30
	Total Income	29078.85	30313.14	35006.48	59391.99	72077.82	141541.38
3	Expenses:						
	(a) Cost of materials consumed	18120.21	16455.63	23358.16	34575.84	42157.11	51339.48
	(b) Purchases of stock-in-trade	5591.77	6254.34	5438.49	11846.11	16252.68	63517.00
	(c) Changes in inventories of finished goods, work-in-progress and Stock-in-Trade	-920.40	742.52	-1202.96	-177.88	609.19	-429.85
	(d) Employee benefits expense	382.95	518.24	363.76	901.19	586.88	1688.08
	(e) Finance costs	1241.88	1145.10	1094.57	2386.98	2173.60	5094.71
	(f) Depreciation and amortisation expense	430.12	443.69	621.23	873.81	1122.38	2047.13
	(g) Other expenses	2938.29	3416.77	3255.39	6355.06	5921.35	12545.46
	Total Expenses	27784.82	28976.29	32928.64	56761.11	68823.19	135802.01
4	Profit / (Loss) from continuing Operarions before Exeptional items	1294.03	1336.85	2077.84	2630.88	3254.63	5739.37
5	Exceptional items	0.00	0.00	0.00	0.00	0.00	0.00
6	Profit / (Loss) from continuing Operarions before tax	1294.03	1336.85	2077.84	2630.88	3254.63	5739.37
7	Tax expense:						
	(a) Current tax	322.52	361.57	480.12	684.09	746.12	1189.79
	(b) Deferred tax	99.61	188.86	134.16	288.47	222.89	1656.27
	(c) MAT Credit	-153.95	-236.58	-98.51	-390.53	-107.04	-1014.70
	d) Taxation of previous year	7.70	0.00		7.70		
8	Net Profit / (loss) from Continuing Operations after tax	1018.15	1023.00	1562.07	2041.15	2392.66	3908.01
9	Profit/(loss) from discontinuing operations	-	-	-	-	-	-
10	Tax expense of discontinuing operations	-	-	-	-	-	-
11	Profit/(loss) from Discontinuing operations (after tax)	-	-	-	-	-	-
12	Profit (Loss) for the period	1018.15	1023.00	1562.07	2041.15	2392.66	3908.01



FACTORY : BLOCK NO. 292, VILLAGE : KARANJ, TALUKA : MANDVI, DIST SURAT - 394 110.

PH.: 98251 38110 E-mail : plant@sumeetindustries.com

Sumeet **INDUSTRIES LIMITED**


CIN : L45200GJ1988PLC011049

REGD. OFF. : 504, TRIVIDH CHAMBER, 5TH FLOOR, OPP. FIRE BRIGADE STATION, RING ROAD, SURAT - 395 002, INDIA.

Phone : (91-261) 2328902 Fax : (91 261) 2334189

E-mail : info@sumeetindustries.com Visit us at : sumeetindustries.com

13	Other Comprehensive Income:						
	A. (i) Items that will not be reclassified to profit or loss	-	-	-	-	-	-
	(ii) Income tax relating to items that will not be reclassified to profit or loss	-	-	-	-	-	-
	B. (i) items that will be reclassified to profit or loss (Exchange difference in translating the financial statement of foreign operation)	6.84	3.10	2.79	9.94	4.21	15.41
	(ii) Income tax relating to items that will be reclassified to profit or loss	-	-	-	-	-	-
14	Total Comprehensive Income for the period	1024.99	1026.10	1559.28	2051.09	2388.45	3892.60
15	Paid up Equity Share Capital (Face value Rs.10/-)	5803.97	5803.97	5803.97	5803.97	5803.97	5803.97
16	Reserves (excluding Revaluation Reserve) as shown in the Audited Balance Sheet of the previous year	-	-	-	-	-	22937.87
17	Earnings per equity share of Rs.10/- each (For continuing and total operations) - not annualised						
	(a) Basic	1.77	1.77	2.69	3.53	4.12	6.71
	(b) Diluted	-	-	-	-	-	-



Sumeet

INDUSTRIES LIMITED


CIN : L45200GJ1988PLC011049

REGD. OFF. : 504, TRIVIDH CHAMBER, 5TH FLOOR, OPP. FIRE BRIGADE STATION, RING ROAD, SURAT - 395 002, INDIA.

Phone : (91-261) 2328902 Fax : (91 261) 2334189

E-mail : info@sumeetindustries.com Visit us at : sumeetindustries.com

(Rs. in Lakhs)							
STATEMENT OF STANDALONE UN-AUDITED FINANCIAL RESULTS FOR THE QUARTER ENDED 30/09/2017							
	PARTICULARS	QUARTER ENDED			HALF YEAR ENDED		YEAR ENDED
		30/09/17	30/06/17	30/09/16	30/09/17	30/09/16	31/03/17
		Un-Audited	Audited	Un-Audited	Un-Audited	Un-Audited	Audited
1	Revenue from operations	25107.55	27569.93	31957.23	52677.48	61953.22	119801.51
2	Other Income	243.51	281.93	82.13	525.44	168.18	729.50
	Total Income	25351.06	27851.86	32039.36	53202.92	62121.40	120531.01
3	Expenses:						
	(a) Cost of materials consumed	18120.21	16455.63	23358.16	34575.84	42157.11	51339.48
	(b) Purchases of stock-in-trade	1936.73	3905.94	2674.02	5842.67	6697.73	43087.46
	(c) Changes in inventories of finished goods, work-in-progress and Stock-in-Trade	-920.41	742.52	-1202.96	-177.89	609.19	-429.85
	(d) Employee benefits expense	390.70	510.49	363.76	901.19	586.88	1667.55
	(e) Finance costs	1174.77	1101.24	1089.74	2276.01	2100.91	4822.47
	(f) Depreciation and amortisation expense	430.12	443.69	511.35	873.81	1012.50	2046.33
	(g) Other expenses	2916.18	3413.53	3258.36	6329.71	5921.35	12512.69
	Total Expenses	24048.30	26573.04	30052.43	50621.34	59085.67	115046.13
4	Profit / (Loss) from continuing Operarions before Exeptional items	1302.76	1278.82	1986.93	2581.58	3035.73	5484.88
5	Exceptional items	0.00	0.00	0.00	0.00	0.00	0.00
6	Profit / (Loss) from continuing Operarions before tax	1302.76	1278.82	1986.93	2581.58	3035.73	5484.88
7	Tax expense:						
	(a) Current tax	317.52	361.57	480.12	679.09	746.12	1170.56
	(b) Deferred tax	99.61	188.86	134.16	288.47	222.89	1656.27
	(c) MAT Credit	-153.95	-236.58	-98.51	-390.53	-107.04	-1014.70
8	Net Profit / (loss) from Continuing Operations after tax	1039.58	964.97	1471.16	2004.55	2173.76	3672.75
9	Profit/(loss) from discontinuing operations	-	-	-	-	-	-
10	Tax expense of discontinuing operations	-	-	-	-	-	-
11	Profit/(loss) from Discontinuing operations (after tax)	-	-	-	-	-	-
12	Profit (Loss) for the period	1039.58	964.97	1471.16	2004.55	2173.76	3672.75



FACTORY : BLOCK NO. 292, VILLAGE : KARANJ, TALUKA : MANDVI, DIST SURAT - 394 110.

PH.: 98251 38110 E-mail : plant@sumeetindustries.com

Sumeet **INDUSTRIES LIMITED**

CIN : L45200GJ1988PLC011049

REGD. OFF. : 504, TRIVIDH CHAMBER, 5TH FLOOR, OPP. FIRE BRIGADE STATION, RING ROAD, SURAT - 395 002, INDIA.

Phone : (91-261) 2328902 Fax : (91 261) 2334189

E-mail : info@sumeetindustries.com Visit us at : sumeetindustries.com

13	Other Comprehensive Income:						
	A. (i) Items that will not be reclassified to profit or loss	-	-	-	-	-	-
	(ii) Income tax relating to items that will not be reclassified to profit or loss	-	-	-	-	-	-
	B. (i) items that will be reclassified to profit or loss	-	-	-	-	-	-
	(ii) Income tax relating to items that will be reclassified to profit or loss	-	-	-	-	-	-
14	Total Comprehensive Income for the period	1039.58	964.97	1471.16	2004.55	2173.76	3672.75
15	Paid up Equity Share Capital (Face value Rs.10/-)	5803.97	5803.97	5803.97	5803.97	5803.97	5803.97
16	Reserves (excluding Revaluation Reserve) as shown in the Audited Balance Sheet of the previous year	-	-	-	-	-	21991.22
17	Earnings per equity share of Rs.10/- each (For continuing and total operations) - not annualised						
	(a) Basic	1.79	1.66	2.53	3.45	3.75	6.33
	(b) Diluted	-	-	-	-	-	-

STATEMENT OF ASSETS AND LIABILITIES AS AT 30TH SEPTEMBER, 2017

(Rupees in Lacs)

Particulars	As at	As at	As at	As at
	30/09/17	31/03/17	30/09/17	31/03/17
	Un-Audited	Audited	Un-Audited	Audited
	STANDALONE		CONSOLIDATED	
I. ASSETS				
(1) Non-Current Assets				
(a) Property, Plant and Equipment	39633.29	40200.27	39633.29	40200.27
(b) Capital Work in Progress	254.18	0.61	254.18	0.61
(c) Investment Property	0.00	0.00	0.00	0.00
(d) Goodwill	0.00	0.00	0.00	0.00
(e) Other Intangible Aseets	0.00	0.00	0.00	0.00
(f) Intangible Aseets under Development	0.00	0.00	0.00	0.00
(g) Financial Assets				
(i) Investments	2536.86	2544.96	576.21	599.46
(ii) Trade Receivables	0.00	0.00	0.00	0.00
(iii) Loans	1981.84	1904.59	1981.84	1923.40
(iv) Other Financial Assets	3182.77	3128.66	3182.76	4101.41
(h) Deferred Tax Assets	0.00	0.00	0.00	0.00
(i) Other non current assets	237.02	236.61	239.06	236.51



Sumeet

INDUSTRIES LIMITED

CIN : L45200GJ1988PLC011049

REGD. OFF. : 504, TRIVIDH CHAMBER, 5TH FLOOR, OPP. FIRE BRIGADE STATION, RING ROAD, SURAT - 395 002, INDIA.


Phone : (91-261) 2328902 Fax : (91 261) 2334189

E-mail : info@sumeetindustries.com Visit us at : sumeetindustries.com

(2) Current Assets				
(a) Inventories	20750.92	21460.53	20750.92	21460.53
(b) Financial Assets				
(i) Investments	0.00	0.00	0.00	0.00
(ii) Trade Receivables	21887.67	15700.09	30534.23	23470.21
(iii) Cash and Cash Equivalents	4.11	538.76	1010.46	545.73
(iv) Loans	0.00	0.00	0.00	0.00
(v) Other Financial Assets	0.00	0.00	0.00	0.00
(c) Others Current Assets	8847.71	6490.92	8885.66	6511.89
Total Assets	99316.37	92206.00	107048.61	99050.02
II EQUITY AND LIABILITIES				
(1) Equity				
Share Capital	8803.97	8803.97	8803.97	8803.97
Other Equity	23995.77	21991.22	24991.39	22937.87
Total Equity	32799.74	30795.19	33795.36	31741.84
(2) Liabilities				
Non Current Liabilities				
(a) Financial Liabilities				
(i) Borrowings	17356.35	14143.63	17356.35	14143.62
(ii) Trade Payable	0.00	0.00	0.00	0.00
(iii) Other Financial Liabilities	0.00	0.00	0.00	0.00
(b) Provisions	0.00	0.00	0.00	0.00
(c) Deferred Tax liabilities (Net)	7691.77	7403.30	7691.77	7403.30
(d) Other non current liabilities	10.09	8.09	10.09	8.09
Total non-current liabilities	25058.21	21555.02	25058.21	21555.01
Current Liabilities				
(a) Financial Liabilities				
(i) Borrowings	24591.17	24802.28	24591.17	24802.27
(ii) Trade Payable	13711.89	6124.82	13711.89	11985.54
(iii) Other Financial Liabilities	70.36	5624.15	70.36	5624.15
(b) Other Current Liabilities	1320.39	1533.31	8057.01	1536.09
(c) Provisions	1764.61	1771.23	1764.61	1805.12
Total Current liabilities	41458.42	39855.79	48195.04	45753.17
Total Liabilities	66516.63	61410.81	73253.25	67308.18
TOTAL EQUITY AND LIABILITIES	99316.37	92206.00	107048.61	99050.02

NOTES :-

- The above financial results have been reviewed by the Audit Committee and approved by the Board of Directors of the company at its meeting held on 15th November, 2017.



Sumeet

INDUSTRIES LIMITED

CIN : L45200GJ1988PLC011049

REGD. OFF. : 504, TRIVIDH CHAMBER, 5TH FLOOR, OPP. FIRE BRIGADE STATION, RING ROAD, SURAT - 395 002, INDIA.
Phone : (91-261) 2328902 Fax : (91 261) 2334189
E-mail : info@sumeetindustries.com Visit us at : sumeetindustries.com

- 2 The CFO certification in respect of above financial result in terms of Regulation 17 (8) of SEBI (Listing Obligations and Disclosure Requirements) Regulations 2015 has been placed before the Board of Directors.
- 3 The Company is operating in Textile Business only therefore, there is only one reportable segment.
- 4 The Financial results of the company have been prepared in accordance with Indian Accounting Standard (IND AS) as notified under the Companies (Indian Accounting Standard) Rules, 2015.
- 5 Figures of previous period are regrouped/reclassified wherever necessary to correspond to the figures of the current reporting period.

FOR SUMEET INDUSTRIES LIMITED



Place : Surat

Date : 15/11/2017

SHANKARLAL SOMANI

CHAIRMAN